


# N & P-S Heatwave Home Learning



Tuesday 23<sup>rd</sup> June

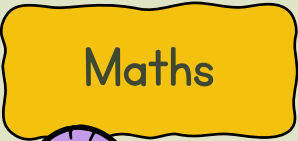
We are learning to write our name!

Write your name as many times as you can and stick it up as many times as you can in your house! Invite your sibling or grown up to go on a name hunt to find your name!




The Hungry Caterpillar wants more food! Look through your fridge and cupboards, see what is missing and write a shopping list.

(Draw pictures and write letter sounds - a grown up might need to write what you have written or drawn next to your work).




Adult to:


Fill a tray with water and bubbles. Put different sized cups and spoons etc into the tray. See what you can add to the water and how creative you can be! Allow your child to enjoy open-ended water play, filling and emptying the cups, exploring capacity.



Be as creative as you can when facilitating the learning for the children and don't forget to upload your learning to Tapestry!



# Yr R Heatwave Home Learning



Tuesday 23<sup>rd</sup> June

## Reading




Share your phonics book and read to a grown-up. Review the book and share your thoughts on the story.

## Writing



Create a book review for your story! Draw a picture and write a sentence (or more!) about it.

Practice writing your uppercase handwriting letters.



## Maths



Write a number line. Can you colour the even numbers in one colour and the odd in another?

0 1 2 3 4 5 6 7 8 9 10

Get creative!

Demonstrate number bonds to 5 and number bonds to 10.

## Wellbeing




We are celebrating Wellbeing Week! Create and write a thank you card to give to someone you are grateful for.




## Photos



Upload your learning to Tapestry!



# Yr 1 Heatwave Home Learning



Tuesday 23<sup>rd</sup> June

PSHE




Examples:



To explore ways to show kindness!  
Can you think of different ways to show kindness to others?

## Create a Kindness Poster

Make a list of ways you can be kind to others.  
Draw pictures to show this.  
Make your poster bright and colourful!



CHOOSE kindness



Reading



Read all of the words, including new vocabulary and tricky words, inside the front cover of your reading book. Read your reading book. Make sure you are always reading out loud! If a grown up can't listen, is there a pet or teddy you could practice reading to?

Try your best to answer the comprehension questions at the back of the book.

Writing




Focus on the letter formation of the letters and digraph 'wh'.


Write these letters out 10 times and write the words: 'what, when, where, who'.

Go on a search around your house - can you see anything in your house that has this sound in?

Write it down!



# Yr 2 Heatwave Home Learning



Tuesday 23<sup>rd</sup> June

## Science



### Examples:



### Reusing materials

Reusing something means to use it again. Sometimes the object may be used for the same purpose and sometimes it might be used for a different purpose.

E.g. Yoghurt pots can be reused as paint pots.

Socks can be reused as sock puppets.

Plastic bottles can be used again to carry water or other liquids.

Can you draw a design for a product made from reused materials?

Don't forget to label your design!

Get your craft on and bring your design to life! Bring your new design to school tomorrow.



## PSHE



### My Support Network


Draw yourself in the middle of a page.

Around yourself, draw and write the names of people who help, care for, or support you.


These could include:

Family members, friends, teachers, neighbours, coaches/club leaders.

Next to each person, write one sentence explaining how they help you. For example: 'My grandma helps me when I feel worried by listening and giving me a cuddle.' Or 'My friend tells me a joke and makes me laugh when I am sad.'



# Yr 3 Heatwave Home Learning



Tuesday 23<sup>rd</sup> June

## Geography



### My Local Area

Complete a fact file about Dunstable.

Are there any other interesting facts you can find out about our local area?



## My Local Area

Location of my local area in the UK



My school:  
Town, village or city:  
County:  
Country:

Physical features:

---

---

---

---

Manmade features:

---

---

---

---

Animals local to my area:

---

---

---

---

Facts about my town:

---

---

---

---

---

## Online Options




[www.mymaths.co.uk](http://www.mymaths.co.uk)

[ttrockstars.com](http://ttrockstars.com)


Purple Mash: Geogaphy (Continents and Oceans labelling).

ICT (Touch typing).

Science (2 Graph, use fake data to input the grid and a graph will appear).



# Yr 4 Heatwave Home Learning



Tuesday 23<sup>rd</sup> June

## Geography



### Rivers Around Us

Choose a famous river in the UK, such as the River Thames, River Severn or River Trent.

Create a fact file including:

- The name of the river
- Where it starts (source)
- Where it ends (mouth)
- Its length
- Three interesting facts

**River**

What is the name of the river?

How long is the river?

How wide is the river?

Where is it?

Which plants and animals live there?

Did You Know...?

## Wellbeing



### Gratitude River

Draw a river with five stepping stones.

On each stepping stone, write or draw:

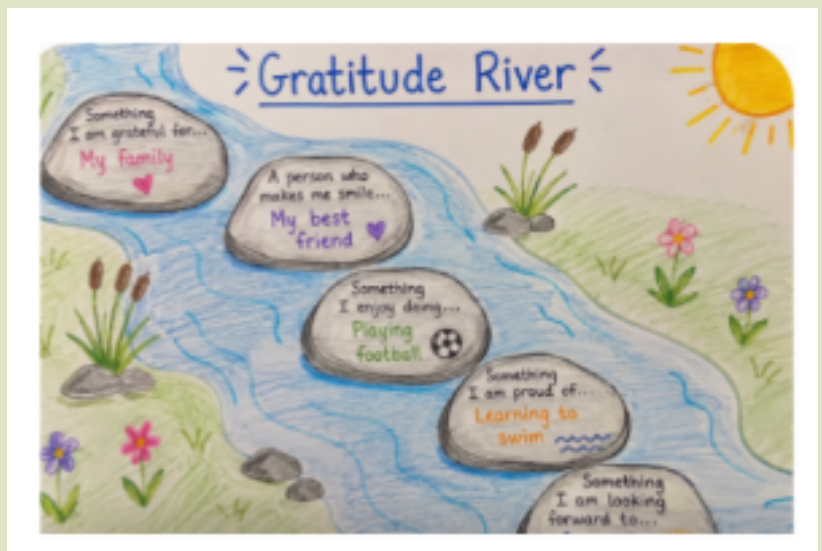

Something you are grateful for.


A person who makes you smile.

Something you enjoy doing.


Something you are proud of.

Something you are looking forward to





# Yr 5 Heatwave Home Learning



Tuesday 23<sup>rd</sup> June

## History



### The Tudors

Create a fact file on the Tudors and the reign of King Henry VIII. Think back to our trip to Priory Church!

### The Tudors

Create a fact file on the Tudors and the reign of King Henry VIII. Think back to our trip to Priory Church!

Use your fact file to inform a longer piece of writing, sharing what you have learnt about the Tudor period and King Henry VIII's reign. Use the below in your writing:

The Big Decision Place (Henry VIII's divorce)

The Start of the Church of England - please explain briefly the reformation

A Quiet Town Made Famous - think back to our walk around Dunstable and the hidden history still there.

A Real-Life Tudor Drama

Imagine it like a Tudor courtroom drama! Priests, bishops, messengers – all gathered in the church to discuss the king's private life!

**King Henry VIII**



What was his full name? _____	Who were his wives? _____ _____ _____
When was he born? _____	What important things happened during his reign? _____ _____ _____
Where was he born? _____	Did You Know...? _____ _____ _____
When did he die? _____	
Who ruled before him? _____	
Who ruled after him? _____	

## R.E.



### Create a Values Poster

What are values?

How can values impact your daily life and the choices you make? Through the teachings of Jesus Christ, consider how Christians use values to lead their lives.

Create a poster using the above, pay close attention to detail and presentation.


## Online Options




[www.mymaths.co.uk](http://www.mymaths.co.uk)

[www.purplemash.com](http://www.purplemash.com)

Work will be set on these sites.



# Yr 6 Heatwave Home Learning



Tuesday 23<sup>rd</sup> June

## Resources

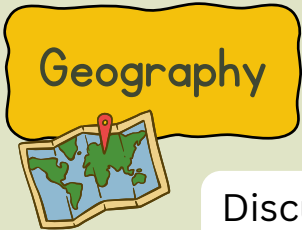


Practice and learn your lines for the play. These can be found on the school website.

<https://www.youtube.com/watch?v=BUejdJOBKqw>

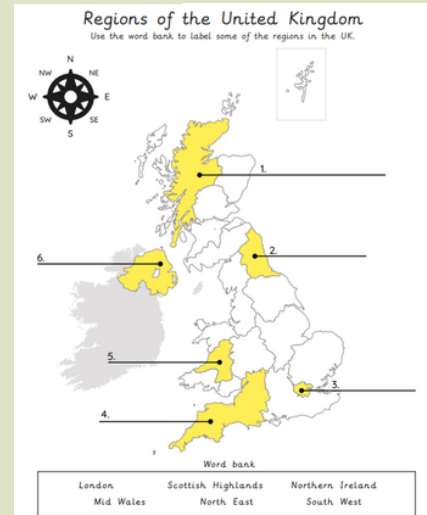
Watch another school completing the play. Think about what your character does/ who they are.

<https://www.youtube.com/watch?v=eCt5rKvBRqw&t=994s>



Name the different regions of the United Kingdom.

Discuss/ think about which local issues (from the list below) interest you and what they would like to research further



### Local issues

- Traffic around the school including the lack of parking.
- Creation of a new road or building (for example, a nursery) and the impact on different people.
- Development of tourist attractions, play spaces or outdoor leisure areas.
- Effectiveness of footpaths and cycle paths in a certain area.
- Development of new housing or retail areas.
- Empty shops on the high street.
- Graffiti on buildings.
- Pollution in a local river or pond.
- A disused/ underused area.
- Recycling facilities and proc

### Developing an enquiry question

What is your area of interest?	
What do you already know?	What do you want to find out?
_____	_____
_____	_____
_____	_____
_____	_____
What could your enquiry question be?	
_____	
_____	
_____	
Which groups of people may be affected by this issue?	
_____	
_____	
_____	